

# Year 2 Reading

Tasks for Week Beginning 27.4.2020

Task 1 –Using last weeks book of the week, ‘A Squash and a Squeeze, can you find rhyming pairs of words.

Task 2 – Can you infer what the old lady means by a ‘curious’ plan?

Task 3 - Read the non fiction text ‘Extreme Weather’ that’s attached, with an adult.


Task 4 – Can you use or create a fact finder and write 4 things you learnt from ‘Extreme Weather’.

Task 5 – Phonics Activity using the a-e sound.

(Attached at the end of the PowerPoint are also our Year 2 Common Exception Words from the week before.)



# Year 2 Reading



Task 1 –Use the next few slides to remind yourself of our story ‘A Squash and a Squeeze’.

How many pairs of rhyming words can you find?

Eg. sneeze and squeeze.

Can you make a list of them?




# Year 2 Reading Task 1 & 2

A little old lady lived all by herself  
With a table and chair and a jug on the shelf.  
A wise old man heard her grumble and grouse,  
"There's not enough room in my house."

She said, "Wise old man,  
won't you help me, please?  
My house is a squash and a squeeze."

"Take in your hen," said the wise old man.  
"Take in my hen? What a curious plan."  
Well, the hen laid an egg on the fireside rug,  
And flapped round the room, knocking over the jug.  
The little old lady cried, "What shall I do?  
It was poky for one and it's tiny for two.  
My nose has a tickle and there's no room to sneeze.  
My house is a squash and a squeeze."

And she said, "Wise old man,  
won't you help me, please?  
My house is a squash and a squeeze."



# Year 2 Reading

"Take in your goat," said the wise old man.

"Take in my goat? What a curious plan."

Well, the goat chewed the curtains and trod on the egg,

Then sat down to nibble the table leg.

The little old lady cried, "Glory be!

It was tiny for two and it's titchy for three.

The hen pecks the goat and the goat's got fleas.

My house is a squash and a squeeze."

And she said, "Wise old man,

won't you help me, please?

My house is a squash and a squeeze."



## Year 2 Reading

"Take in your pig," said the wise old man.

"Take in my pig? What a curious plan."

So she took in the pig, who kept chasing the hen  
And raiding the larder again and again.

The little old lady cried, "Stop, I implore!  
It was titchy for three and it's teeny for four.

Even the pig in the larder agrees  
My house is a squash and a squeeze."



And she said, "Wise old man,  
won't you help me, please?  
My house is a squash and a squeeze."

## Year 2 Reading

"Take in your cow," said the wise old man.

"Take in my cow? What a curious plan."

Well, the cow took one look and charged straight at the pig,

Then jumped on the table and tapped out a jig.

The little old lady cried, "Heavens alive!

It was teeny for four and it's weeny for five.

I'm tearing my hair out, I'm down on my knees,

My house is a squash and a squeeze."

And she said, "Wise old man,

won't you help me, please?

My house is a squash and a squeeze."



## Year 2 Reading



"Take them all out," said the wise old man.

"But then I'll be back where I first began."

So she opened the window and out flew the hen.

"That's better - at last I can sneeze again."

She shooed out the goat and she shoved out the pig.

"My house is beginning to feel pretty big."

She huffed and she puffed and she pushed out the cow.

"Just look at my house - it's enormous now.

Thank you, old man, for the work you have done.

It was weeny for five; it's gigantic for one.

There's no need to grumble and there's no need to grouse.

There's plenty of room in my house."


# Year 2 Reading

And now she's full of frolics  
and fiddle-de-dees.

It isn't a squash  
and it isn't a squeeze.

Yes, she's full of frolics  
and fiddle-de-dees.


It isn't a squash or a squeeze.





# Year 2 Reading

Task 2 - For our task today you are going to need to use your inference skills.




What does the old lady mean when she says it is a 'curious' plan?

---

---

---




Task 3 - Read the non fiction text 'Extreme Weather' that's attached, with an adult.

# Nonfiction

**REAL** books that tell,  
inform, teach, and  
explain.

Title	
Chapter 1	1
Chapter 2	5
Chapter 3	11
Chapter 4	15
Chapter 5	19

www.stickersandstaples.blogspot.com



[https://central.espresso.co.uk/espresso/primary\\_uk/subject/module/factfile/item382345/grade1/module376103/index.html?source=subject-English-KS1-English-Articles%20and%20factfiles](https://central.espresso.co.uk/espresso/primary_uk/subject/module/factfile/item382345/grade1/module376103/index.html?source=subject-English-KS1-English-Articles%20and%20factfiles)

**User Name: student38933**

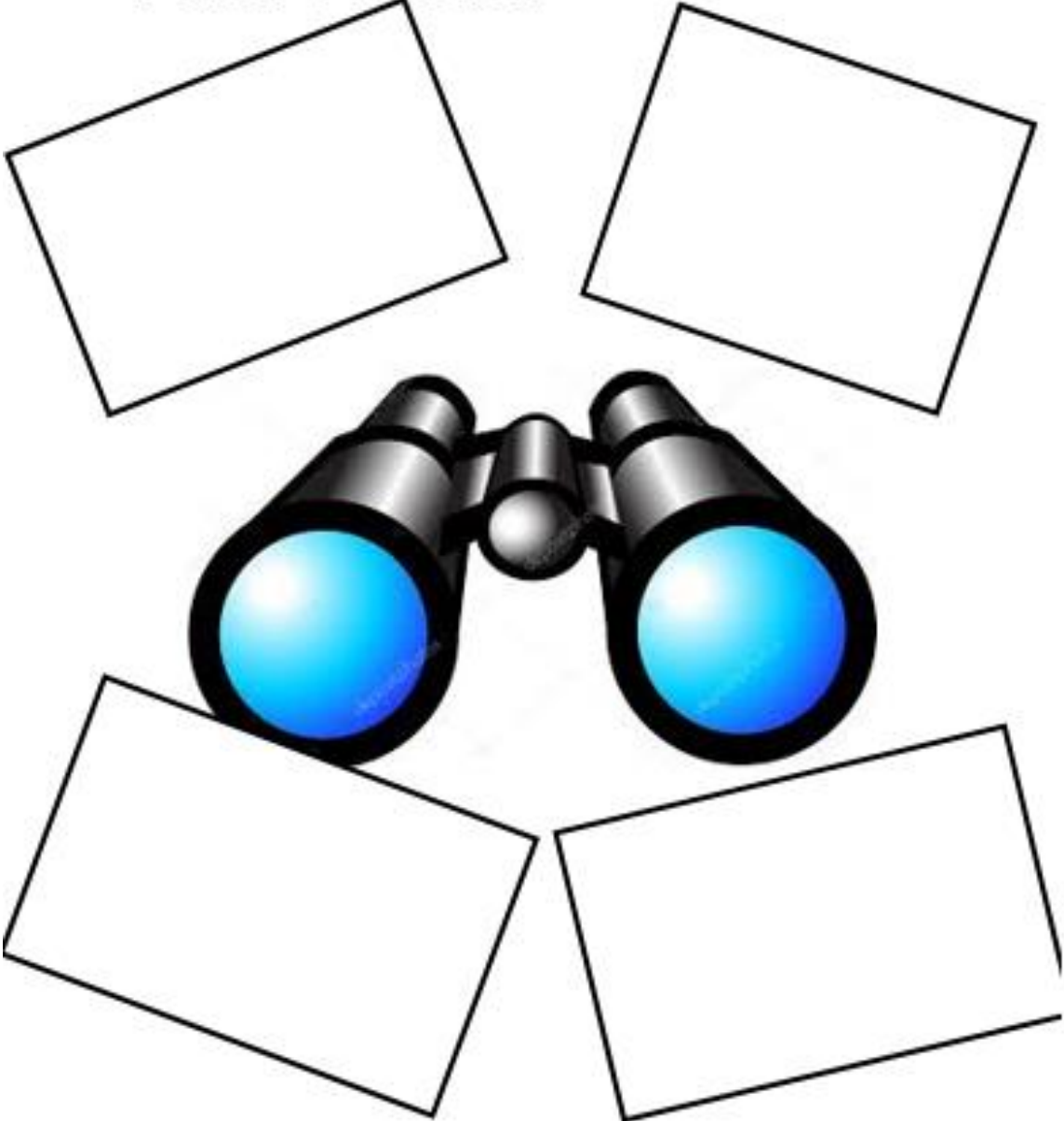
**Password: uplands**

If you have any trouble logging in or accessing the service from home, please contact

discoveryeducation@uplandsmanor.sandwell.sch.uk

Task 4 – Can you use or create a fact finder and write 4 things you learnt from ‘Extreme Weather’.

# Fact Finder



Don't forget to show us your work!

Find us on twitter at  
MrFlavell7  
@MissSwann3  
@MrsBrady2B and  
MrHarrisonWebs1



Task 5 – We are going to be looking at the a-e sound from our phonics.



It might help you and your child if you remember this sound as the ‘a-e, make a cake’ sound.

a-e



Can you label the pictures below. They all have this sound in.

Activity 1

 -----	 -----	 -----
 -----	 -----	 -----

Task 5 – We are going to be looking at the a-e sound from our phonics.

Can you identify the words which are real words and which are alien. Maybe make a list?

a-e



Activity 2

amaze	prate	gabe	lake
made	take	gade	snake
lafe	krabe	gaze	games

Task 5 – We are going to be looking at the a-e sound from our phonics.

This is a phoneme spotter, the children look through the story and try to spot the a-e sound. They can circle this or colour it in.

### Activity 3

Shane is a male ape. Jane is a female. She is Shane's mate. They have a baby ape. Its name is Jake. They like to eat dates and grapes. The man in the zoo gave Shane a cake. The man made the cake. Shane and Jane will eat the cake in the cave in their cage. They behave and the children wave to them. Shane and Jane do not waste the food they get. They save the food and put it by the gate of the cage. Jake will hug Jane and Shane. He will sleep in Jane's arms. When he wakes up Jane gives him food. Jane and Shane love little Jake. They play with him in the cage and he swings and has fun.

a-e



1. What was the baby ape called?
1. Where do they put their food?
3. Name 2 things apes like to eat.  
\_\_\_\_\_ and \_\_\_\_\_

# Common Exception Words

By the end of Year 2, children are expected to be able to read and spell common exception words.  
How many of these words can you read?

door	child	cold	pretty	grass	improve	whole	half
floor	children	gold	beautiful	pass	sure	any	money
poor	wild	hold	after	plant	sugar	many	Mr
because	climb	told	fast	path	eye	clothes	Mrs
find	most	every	last	bath	could	busy	parents
kind	only	great	past	hour	should	people	Christmas
mind	both	break	father	move	would	water	everybody
behind	old	steak	class	prove	who	again	even